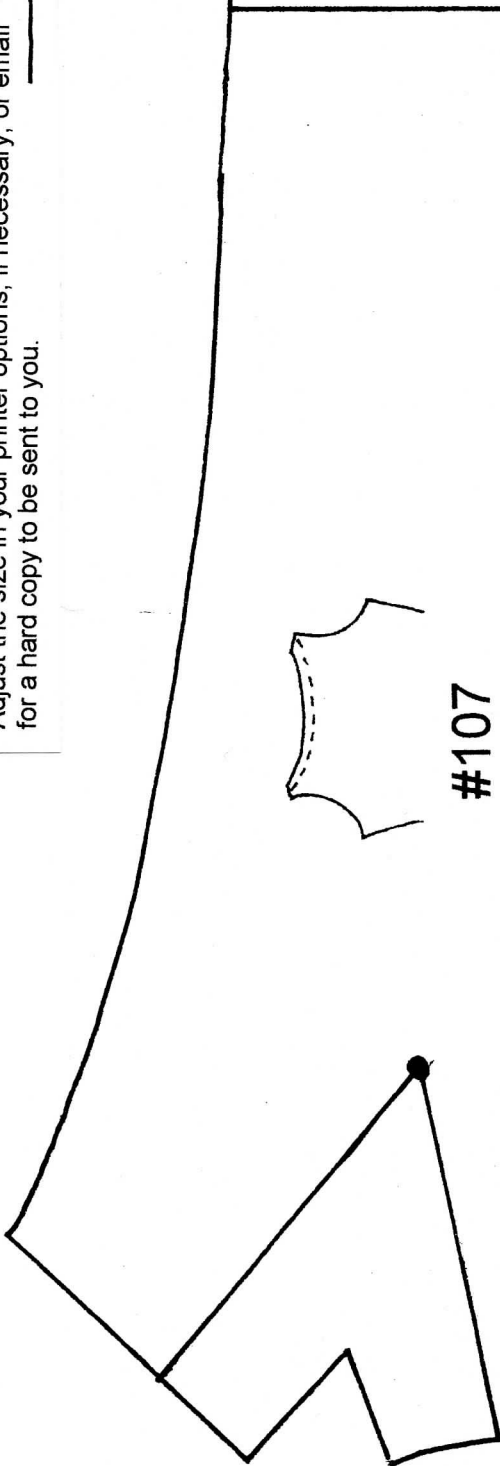



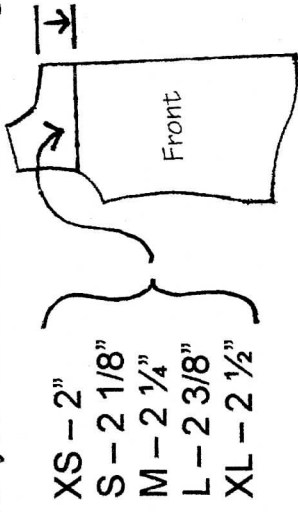
This box should measure 1" x 1" to ensure that it printed correctly. Adjust the size in your printer options, if necessary, or email for a hard copy to be sent to you.



#107

Boat Neckline Template - Front

Measure down from the front neckline on The Perfect T-Shirt pattern as indicated for your size. Draw a line straight across the pattern.



Prior to cutting the fabric, place the bottom line of this template along the drawn line on the Perfect T-Shirt front pattern piece, matching the front fold.

*You may need to fold under part of the original pattern.
 Cut out the fabric from the modified pattern.

| | |
|------------|---------|
| front fold | x-large |
| front fold | large |
| front fold | medium |
| front fold | small |
| front fold | x-small |