



This box should measure 1" x 1" to ensure that it printed correctly.  
Adjust the size in your printer options, if necessary, or email  
for a hard copy to be sent to you.



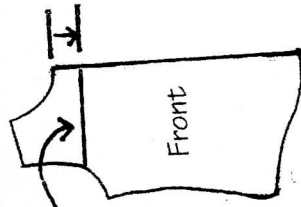
darted front fold	x-large
darted front fold	large
darted front fold	medium
darted front fold	small
darted front fold	x-small



#107

### Boat Neckline Template - Darted Front

Measure down from the darted front neckline on The Perfect T-Shirt pattern as indicated for your size. Draw a line straight across the pattern.



- XS - 2"
- S - 2 1/8"
- M - 2 1/4"
- L - 2 3/8"
- XL - 2 1/2"

Prior to cutting the fabric, place the bottom line of this template along the drawn line on the Perfect T-Shirt darted front pattern piece, matching the front fold. \*You may need to fold under part of the original pattern.  
Cut out the fabric from the modified pattern.